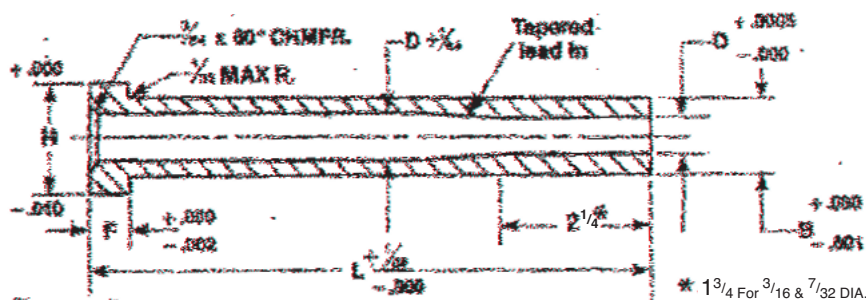


# NITRIDED EJECTOR SLEEVES



Nitrided Ejector Sleeves are made of the finest grade of hot work die steel. The heads are hot-forged for strength. The outside surface is nitrided to a hardness of 64-74 Rockwell "C" and GROUND AFTER NITRIDING FOR STRAIGHTNESS AND FINISH. The bearing diameter is 300 Brinell and is finished, reamed and honed concentric with the O.D. of the sleeve.

| B<br>O.D. | D<br>I.D. | H<br>Head<br>Dia. | F<br>Head<br>Thick. | List Price Each |       |       |       |       |       |       |       |       |
|-----------|-----------|-------------------|---------------------|-----------------|-------|-------|-------|-------|-------|-------|-------|-------|
|           |           |                   |                     | L-4"            | L-5"  | L-6"  | L-7"  | L-8"  | L-9"  | L-10" | L-11" | L-12" |
| 3/16      | 3/32      | 3/8               | 3/16                | 31.52           | 34.60 | 37.35 | 40.70 | —     | —     | —     | —     | —     |
| 7/32      | 1/8       | 13.32             | 3/16                | 30.69           | 33.99 | 36.80 | 40.15 | —     | —     | —     | —     | —     |
| 1/4       | 5/32      | 7/16              | 3/16                | 23.43           | 24.53 | 26.51 | 28.99 | 31.79 | 35.15 | 39.60 | —     | —     |
| 5/16      | 3/16      | 1/2               | 1/4                 | 23.98           | 25.36 | 27.61 | 30.42 | 33.44 | 36.80 | 41.25 | 45.65 | 46.50 |
| 11/32     | 7/32      | 9/16              | 1/4                 | 24.26           | 25.96 | 28.16 | 31.24 | 34.60 | 39.05 | 42.96 | —     | —     |
| 3/8       | 1/4       | 5/8               | 1/4                 | 24.81           | 26.51 | 28.99 | 31.79 | 35.15 | 39.60 | 44.06 | 48.95 | 54.45 |
| 7/16      | 5/16      | 11/16             | 1/4                 | 25.36           | 28.16 | 30.97 | 33.99 | 37.90 | 42.35 | 46.81 | 52.25 | 57.75 |
| 1/2       | 3/8       | 3/4               | 1/4                 | 25.96           | 30.69 | 33.44 | 36.80 | 40.70 | 48.46 | 50.16 | 55.55 | 61.60 |
| 5/8       | 7/16      | 7/8               | 1/4                 | 27.89           | 33.44 | 39.05 | 42.35 | 46.81 | 51.26 | 56.32 | 62.15 | 68.20 |
| 11/16     | 1/2       | 15/16             | 1/4                 | 29.48           | 34.60 | 40.70 | 44.61 | 49.06 | 54.07 | 59.62 | 65.45 | 71.50 |
| 3/4       | 9/16      | 1                 | 1/4                 | 36.30           | 40.15 | 44.00 | 48.40 | 52.80 | 58.30 | 63.25 | 69.30 | 75.35 |
| 7/8       | 5/8       | 1 1/8             | 1/4                 | 41.25           | 45.10 | 49.50 | 53.90 | 58.85 | 64.35 | 69.85 | 76.45 | 82.50 |
| 1"        | 3/4       | 1 1/4             | 1/4                 | 45.65           | 50.05 | 54.45 | 59.40 | 64.35 | 70.40 | 76.45 | 82.50 | 89.65 |

## OVERSIZE O.D. EJECTOR SLEEVES AVAILABLE

(+.005 over standard "B" dimension)

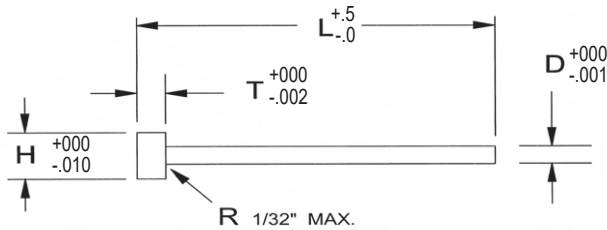
**CALL FOR PRICING AND DELIVERY**

**WILLIAM T. HUTCHINSON CO.**

TOLL FREE 1-800-544-7934 • 453 LEHIGH AVENUE • UNION, NEW JERSEY 07083-7926

# EJECTOR PINS

## NITRIDED EJECTOR PINS



- H13 Hot Work Die Steel
- Surface Hardness R/C 64-74
- Core Hardness R/C 35-40
- Forged and Annealed Heads
- Body Nitrided
- Honed Finish

### STANDARD EJECTOR PINS

| D<br>Pin<br>Dia. | H<br>Head<br>Dia. | T<br>Head<br>Thick. | Length |       |        |        |
|------------------|-------------------|---------------------|--------|-------|--------|--------|
|                  |                   |                     | L-6"   | L-10" | L-14"  | L-18"  |
| 3/64             | 1/4               | 1/8                 | 10.43  | 13.09 | —      | —      |
| 1/16             | 1/4               | 1/8                 | 9.71   | 12.51 | —      | —      |
| 5/64             | 1/4               | 1/8                 | 9.71   | 12.51 | —      | —      |
| 3/32             | 1/4               | 1/8                 | 8.75   | 9.85  | —      | —      |
| 7/64             | 1/4               | 1/8                 | 8.75   | 9.85  | —      | —      |
| 1/8              | 1/4               | 1/8                 | 5.35   | 5.35  | 6.70   | 15.41  |
| 9/64             | 1/4               | 1/8                 | 5.53   | 5.70  | 7.77   | 14.70  |
| 5/32             | 9/32              | 5/32                | 4.97   | 5.54  | 7.15   | 9.98   |
| 11/64            | 11/32             | 3/16                | 5.94   | 6.05  | 8.36   | —      |
| 3/16             | 3/8               | 3/16                | 5.19   | 5.96  | 7.92   | 10.40  |
| 13/64            | 3/8               | 3/16                | —      | 6.63  | 8.51   | —      |
| 7/32             | 13/32             | 3/16                | 5.54   | 6.62  | 8.34   | —      |
| 15/64            | 13/32             | 3/16                | —      | 7.25  | 9.36   | —      |
| 1/4              | 7/16              | 3/16                | 5.96   | 7.43  | 9.33   | 11.97  |
| 17/64            | 7/16              | 1/4                 | —      | 8.51  | 10.20  | —      |
| 9/32             | 7/16              | 1/4                 | 6.96   | 8.07  | 10.51  | 13.97  |
| 19/64            | 1/2               | 1/4                 | —      | 9.33  | 11.06  | —      |
| 5/16             | 1/2               | 1/4                 | 7.66   | 9.94  | 11.06  | 15.41  |
| 21/64            | 9/16              | 1/4                 | —      | 10.51 | 13.70  | —      |
| 11/32            | 9/16              | 1/4                 | 9.05   | 11.00 | 13.87  | —      |
| 23/64            | 5/8               | 1/4                 | —      | 11.06 | 14.85  | —      |
| 3/8              | 5/8               | 1/4                 | 9.08   | 12.23 | 14.97  | 20.19  |
| 13/32            | 11/16             | 1/4                 | 10.01  | 13.64 | 17.62  | 23.21  |
| 7/16             | 11/16             | 1/4                 | 11.00  | 14.97 | 19.10  | 25.91  |
| 15/32            | 3/4               | 1/4                 | 13.94  | 16.40 | 27.30  | 28.60  |
| 1/2              | 3/4               | 1/4                 | 13.16  | 17.83 | 23.47  | 30.97  |
| 9/16             | 13/16             | 1/4                 | 16.26  | 22.21 | 28.25  | 36.88  |
| 5/8              | 7/8               | 1/4                 | 18.85  | 26.06 | 32.80  | 41.80  |
| 11/16            | 13/16             | 1/4                 | 24.83  | 30.69 | 43.35  | 50.24  |
| 3/4              | 1"                | 1/4                 | 26.26  | 35.27 | 44.89  | 57.44  |
| 7/8              | 1-1/8             | 1/4                 | 57.49  | 67.62 | 114.88 | 162.25 |
| 1"               | 1-1/4             | 1/4                 | 60.25  | 67.62 | 133.13 | 172.18 |

### .005 OVERSIZE EJECTOR PINS

| D<br>.005<br>Over<br>Std. Dia. | H<br>Head<br>Dia. | T<br>Head<br>Thick. | Length |       |
|--------------------------------|-------------------|---------------------|--------|-------|
|                                |                   |                     | L-10"  | L-14" |
| 3/64                           | 1/4               | 1/8                 | —      | —     |
| 1/16                           | 1/4               | 1/8                 | 14.56  | —     |
| 5/64                           | 1/4               | 1/8                 | 14.56  | —     |
| 3/32                           | 1/4               | 1/8                 | 12.79  | —     |
| 7/64                           | 1/4               | 1/8                 | 12.79  | —     |
| 1/8                            | 1/4               | 1/8                 | 6.75   | 7.10  |
| 9/64                           | 1/4               | 1/8                 | 6.46   | —     |
| 5/32                           | 9/32              | 5/32                | 6.81   | 7.92  |
| 11/64                          | 11/32             | 3/16                | 6.84   | —     |
| 3/16                           | 3/8               | 3/16                | 7.28   | 8.47  |
| 13/64                          | 3/8               | 3/16                | —      | —     |
| 7/32                           | 13/32             | 3/16                | 7.43   | —     |
| 1/4                            | 7/16              | 3/16                | 8.07   | 10.36 |
| 9/32                           | 7/16              | 1/4                 | 9.09   | —     |
| 5/16                           | 1/2               | 1/4                 | 11.35  | 13.16 |
| 11/32                          | 9/16              | 1/4                 | 12.67  | —     |
| 23/64                          | 5/8               | 1/4                 | —      | —     |
| 3/8                            | 5/8               | 1/4                 | 12.67  | 16.39 |
| 13/32                          | 11/16             | 1/4                 | 14.09  | —     |
| 7/16                           | 11/16             | 1/4                 | 15.55  | 20.98 |
| 15/32                          | 3/4               | 1/4                 | 16.97  | —     |
| 1/2                            | 3/4               | 1/4                 | 18.48  | 24.90 |

ALSO AVAILABLE IN METRIC SIZES

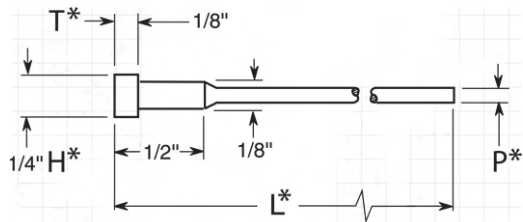
## WILLIAM T. HUTCHINSON CO.

TOLL FREE 1-800-544-7934 • (908) 688-0533 • FAX (908) 688-8296 • ESTABLISHED 1927

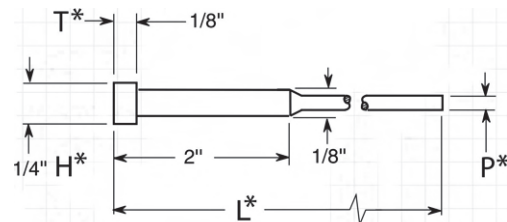
# EJECTOR PINS

## NITRIDED EJECTOR PINS — SHOULDER TYPE

Ejector pins are made from the best air hardening hot work die steel and heat treated for a tough core. The head is solid forged and annealed to prevent breakage. The body of the pin is nitrided to give a surface hardness of 64-74 Rockwell “C” then honed for a smooth friction free surface.



1/2" SHOULDER PINS



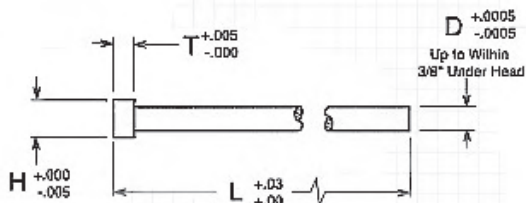
2" SHOULDER PINS

| D<br>Pin<br>Dia.  | LENGTH |       |       |
|-------------------|--------|-------|-------|
|                   | 6"     | 10"   | 14"   |
| 3/64              | 11.01  | 13.82 | 17.85 |
| 3/64 <b>O.S.*</b> | —      | 15.35 | —     |
| 1/16              | 10.46  | 12.55 | 16.76 |
| 1/16 <b>O.S.*</b> | —      | 14.53 | —     |
| 5/64              | 10.46  | 13.02 | 17.02 |
| 5/64 <b>O.S.*</b> | —      | 14.59 | —     |
| 3/32              | 9.36   | 11.86 | 16.13 |
| 3/32 <b>O.S.*</b> | —      | 13.30 | —     |
| 7/64              | 9.36   | 11.86 | 10.47 |
| 7/64 <b>O.S.*</b> | —      | 13.30 | —     |

O.S.\*  
Pin Diameter is .005  
over standard  
diameter

| D<br>Pin<br>Dia.  | LENGTH |       |       |
|-------------------|--------|-------|-------|
|                   | 6"     | 10"   | 14"   |
| 3/64              | 10.72  | 12.35 | 17.27 |
| 3/64 <b>O.S.*</b> | —      | 14.80 | —     |
| 1/16              | 10.36  | 12.44 | 15.23 |
| 1/16 <b>O.S.*</b> | —      | 13.92 | —     |
| 5/64              | 10.47  | 12.44 | 16.16 |
| 5/64 <b>O.S.*</b> | —      | 13.92 | —     |
| 3/32              | 8.99   | 11.21 | 15.47 |
| 3/32 <b>O.S.*</b> | —      | 12.72 | —     |
| 7/64              | 8.99   | 11.21 | 15.17 |
| 7/64 <b>O.S.*</b> | —      | 13.10 | —     |

## ECONOMY EJECTOR PINS



- Oil Hardening Tool Steel
- Hardness R/C 58/60
- Heads Annealed R/C 42/45
- Ground O.D. ± .0005

| BODY<br>DIA (D) | HEAD<br>DIA (H) | HEAD<br>THICK (T) | PRICE EACH |      |      |
|-----------------|-----------------|-------------------|------------|------|------|
|                 |                 |                   | 4"         | 6"   | 10"  |
| 1/16            | 7/64            | 3/64              | 6.67       | 8.42 | —    |
| 5/64            | 9/64            | 3/64              | 6.16       | 7.75 | —    |
| 3/32            | 5/32            | 5/64              | 5.97       | 7.54 | —    |
| 7/64            | 3/16            | 5/64              | 6.16       | 7.69 | —    |
| 1/8             | 7/32            | 3/32              | 5.41       | 6.77 | 9.00 |
| 9/64            | 1/4             | 7/64              | 5.41       | 6.77 | 9.00 |
| 5/32            | 17/64           | 1/8               | 5.41       | 6.77 | 9.00 |
| 11/64           | 5/16            | 1/8               | 5.67       | 7.06 | 9.20 |
| 3/16            | 5/16            | 9/64              | 5.67       | 7.06 | 9.20 |
| 13/64           | 11/32           | 5/32              | 6.15       | 7.23 | 9.47 |

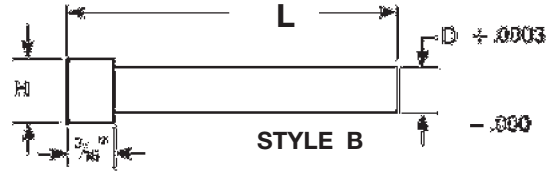
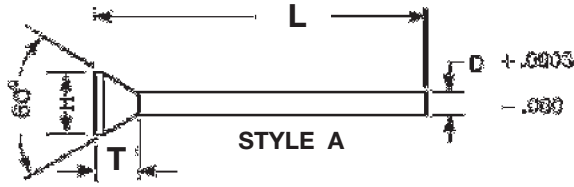
| BODY<br>DIA (D) | HEAD<br>DIA (H) | HEAD<br>THICK (T) | PRICE EACH |      |       |
|-----------------|-----------------|-------------------|------------|------|-------|
|                 |                 |                   | 4"         | 6"   | 10"   |
| 7/32            | 3/8             | 5/32              | 6.63       | 7.75 | 9.95  |
| 15/64           | 13/32           | 11/64             | 6.77       | 8.20 | 10.25 |
| 1/4             | 7/16            | 3/16              | 6.77       | 8.20 | 10.25 |
| 17/64           | 7/16            | 1/4               | 7.93       | 8.60 | 10.48 |
| 9/32            | 7/16            | 1/4               | 7.93       | 8.60 | 10.48 |
| 19/64           | 1/2             | 1/4               | 8.42       | 8.89 | 10.96 |
| 5/16            | 1/2             | 1/4               | 8.42       | 8.89 | 10.96 |
| 21/64           | 9/16            | 1/4               | 8.63       | 9.34 | 12.23 |
| 11/32           | 9/16            | 1/4               | 8.63       | 9.34 | 12.23 |
| 23/64           | 5/8             | 1/4               | 8.89       | 9.77 | 13.23 |
| 3/8             | 5/8             | 1/4               | 8.89       | 9.77 | 13.23 |

**WILLIAM T. HUTCHINSON CO.**

TOLL FREE 1-800-544-7934 • 453 LEHIGH AVENUE • UNION, NEW JERSEY 07083-7926

# HIGH SPEED STEEL PUNCHES

Hutchinson High Speed Steel Punches are manufactured from the finest quality AISI type M-2 high speed steel, heat treated and tempered to Rockwell C 60-62, then precision ground to uniform close tolerances.



Set-Up Charges (Shaded area only)

2 1/2" - 4" = 35.00

6" - 8" = 45.00

| Dia. "D"<br>Increment of .001 | H                 | T    | 2 1/2"         | 3 1/2" | 4"    | 6"    | 8"    | 10"   | 12"   |
|-------------------------------|-------------------|------|----------------|--------|-------|-------|-------|-------|-------|
| .010 - .014                   | 1/32              | 1/16 | 2" 6.20   7.45 | 9.92   | 13.37 | —     | —     | —     | —     |
| .015 - .019                   | 1/32              | 1/16 | 2" 5.12   6.20 | 8.55   | 12.40 | —     | —     | —     | —     |
| .020 - .029                   | 3/64              | 1/16 | 2" 4.14   5.01 | 7.45   | 11.31 | —     | —     | —     | —     |
| .030 - .036                   | 1/16              | 1/16 | 3.44           | 6.86   | 10.20 | —     | —     | —     | —     |
| .037 - .046                   | 5/64              | 1/16 | 3.44           | 6.86   | 9.44  | 17.27 | 28.38 | —     | —     |
| .047 - .055                   | 3/32              | 5/64 | 3.44           | 5.70   | 8.86  | 16.91 | 26.53 | —     | —     |
| .056 - .064                   | 7/64              | 5/64 | 4.59           | 5.86   | 9.01  | 16.47 | 28.74 | —     | —     |
| .065 - .078                   | 1/8               | 5/64 | 4.59           | 5.86   | 9.01  | 16.47 | 27.60 | —     | —     |
| .079 - .087                   | 9/64              | 3/32 | 4.59           | 5.86   | 9.01  | 16.47 | 26.51 | —     | —     |
| .088 - .099                   | 5/32              | 3/32 | 5.09           | 6.37   | 8.38  | 15.66 | 24.04 | —     | —     |
| .100 - .120                   | 11/64             | 3/32 | 5.09           | 6.37   | 8.38  | 15.66 | 24.04 | —     | —     |
| .121 - .131                   | 3/16              | 3/32 | 5.09           | 6.37   | 8.38  | 15.66 | 24.04 | 33.50 | 43.28 |
| .132 - .147                   | 13/64             | 3/32 | 5.45           | 6.71   | 8.69  | 14.68 | 22.39 | 31.30 | 40.26 |
| .148 - .163                   | 7/32              | 3/32 | 5.45           | 6.71   | 8.69  | 14.68 | 22.39 | 31.30 | 40.26 |
| .164 - .179                   | 15/64             | 3/32 | 5.45           | 6.71   | 8.69  | 14.68 | 22.39 | 31.30 | 40.26 |
| .180 - .194                   | 1/4               | 3/32 | 6.20           | 7.63   | 9.49  | 16.94 | 25.41 | 35.57 | 45.74 |
| .195 - .210                   | 17/64             | 3/32 | 6.20           | 7.63   | 9.49  | 16.94 | 25.41 | 35.57 | 45.74 |
| .211 - .225                   | 9/32              | 3/32 | 6.20           | 7.63   | 9.49  | 16.94 | 25.41 | 35.57 | 45.74 |
| .226 - .241                   | 19/64             | 3/32 | 7.33           | 8.66   | 10.51 | 18.20 | 27.07 | 37.91 | 48.80 |
| .242 - .257                   | 5/16              | 3/32 | 7.33           | 8.66   | 10.51 | 18.20 | 27.07 | 37.91 | 48.80 |
| .258 - .272                   | 21/64             | 3/16 | 7.33           | 8.66   | 10.51 | 18.20 | 27.07 | 37.91 | 48.80 |
| .273 - .288                   | 11/32             | 3/16 | 7.33           | 8.66   | 10.51 | 18.20 | 27.07 | 37.91 | 48.80 |
| .289 - .304                   | 23/64             | 3/16 | 8.49           | 10.72  | 11.87 | 21.58 | 30.40 | 42.59 | 54.63 |
| .305 - .320                   | 3/8               | 3/16 | 8.49           | 10.72  | 11.87 | 21.58 | 30.40 | 42.59 | 54.63 |
| .321 - .336                   | 25/64             | 3/16 | 8.49           | 10.72  | 11.87 | 21.58 | 30.40 | 42.59 | 54.63 |
| .337 - .352                   | 13/32             | 3/16 | 10.42          | 12.12  | 14.06 | 24.29 | 35.15 | 49.24 | 63.31 |
| .353 - .368                   | 27/64             | 3/16 | 10.42          | 12.12  | 14.06 | 24.29 | 35.15 | 49.24 | 63.31 |
| .369 - .375                   | 7/16              | 3/16 | 10.42          | 12.12  | 14.06 | 24.29 | 35.15 | 49.24 | 63.31 |
| .376 - .436                   | D<br>+.06<br>+.09 | 3/16 | 12.63          | 14.97  | 17.21 | 27.44 | 38.48 | 53.91 | 69.25 |
| .437 - .484                   |                   | 3/16 | 14.35          | 17.72  | 20.12 | 30.60 | 41.78 | 58.47 | 75.18 |
| .485 - .562                   |                   | 3/16 | 16.10          | 20.68  | 22.46 | 32.12 | 43.43 | 60.80 | 78.21 |
| .563 - .625                   |                   | 3/16 | 18.28          | 24.26  | 26.37 | 36.10 | 47.39 | 66.48 | 85.31 |
| .626 - 1.000                  | QUOTED ON REQUEST |      |                |        |       |       |       |       |       |

WHEN ORDERING, SPECIFY STYLE, DIA. AND LENGTH  
SEE PAGE 39 FOR CONVENIENT QUOTATION REQUEST FORM  
FOR SPECIAL STYLE A AND STYLE B PUNCHES

## WILLIAM T. HUTCHINSON CO.

TOLL FREE 1-800-544-7934 • (908) 688-0533 • FAX (908) 688-8296 • ESTABLISHED 1927

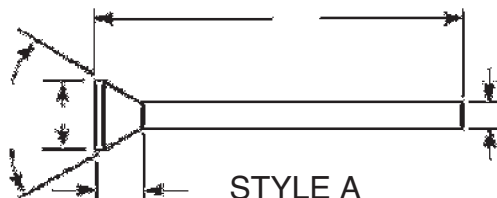
# STEEL PUNCHES

## QUOTATION REQUEST FORM

For special Style A and Style B punches, copy and fax to: (908) 688-8296



STYLE B



STYLE A

MATERIAL

HARDNESS  
R/C

QUANTITY

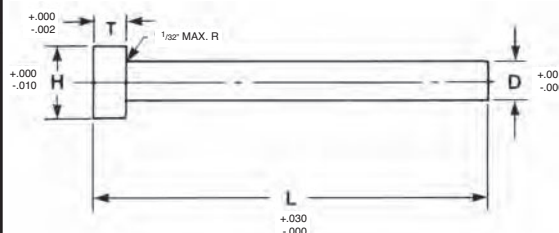
### PLEASE INCLUDE ALL TOLERANCES AND CONCENTRICITY REQUIREMENTS

FROM: \_\_\_\_\_ PHONE: \_\_\_\_\_

COMPANY: \_\_\_\_\_ FAX: \_\_\_\_\_

# CORE PINS

| D<br>PIN<br>DIA | H<br>HEAD<br>DIA | T<br>HEAD<br>THICK. | STANDARD HARDNESS<br>PRICE EACH |       |       | HIGH HARDNESS<br>PRICE EACH |       |       |
|-----------------|------------------|---------------------|---------------------------------|-------|-------|-----------------------------|-------|-------|
|                 |                  |                     | 3"                              | 6"    | 10"   | 3"                          | 6"    | 10"   |
| 3/32            | 1/4              | 1/8                 | 9.76                            | 10.04 | 11.67 | 10.28                       | 10.73 | 12.64 |
| 7/64            | 1/4              | 1/8                 | 10.04                           | 10.41 | 12.33 | 10.66                       | 10.62 | 13.22 |
| 1/8             | 1/4              | 1/8                 | 6.11                            | 6.21  | 8.24  | 6.44                        | 6.80  | 8.70  |
| 9/64            | 1/4              | 1/8                 | 6.11                            | 6.47  | 8.24  | 6.44                        | 7.01  | 8.70  |
| 5/32            | 9/32             | 5/32                | 6.21                            | 6.44  | 8.37  | 6.80                        | 7.01  | 8.70  |
| 11/64           | 11/32            | 3/16                | 6.21                            | 6.44  | 8.70  | 6.88                        | 7.12  | 9.30  |
| 3/16            | 3/8              | 3/16                | 6.33                            | 6.57  | 8.83  | 6.88                        | 7.36  | 9.30  |
| 13/64           | 3/8              | 3/16                | 6.44                            | 6.80  | 8.93  | 7.01                        | 7.48  | 9.58  |
| 7/32            | 13/32            | 3/16                | 6.57                            | 7.01  | 9.26  | 7.12                        | 7.58  | 9.58  |
| 1/4             | 7/16             | 3/16                | 7.12                            | 7.48  | 9.96  | 7.69                        | 8.16  | 10.41 |
| 9/32            | 7/16             | 1/4                 | 7.79                            | 8.16  | 10.82 | 8.49                        | 8.93  | 11.67 |
| 5/16            | 1/2              | 1/4                 | 8.70                            | 8.91  | 12.01 | 9.40                        | 9.76  | 12.90 |
| 11/32           | 9/16             | 1/4                 | 9.40                            | 9.76  | 12.90 | 10.19                       | 10.74 | 14.23 |
| 3/8             | 5/8              | 1/4                 | 10.41                           | 10.82 | 14.23 | 11.19                       | 11.76 | 15.62 |
| 13/32           | 11/16            | 1/4                 | 11.19                           | 11.67 | 15.49 | 12.01                       | 12.79 | 16.97 |
| 7/16            | 11/16            | 1/4                 | 12.46                           | 12.79 | 16.97 | 13.34                       | 14.03 | 18.63 |
| 15/32           | 3/4              | 1/4                 | 13.34                           | 14.03 | 18.52 | 14.48                       | 15.24 | 20.47 |
| 1/2             | 3/4              | 1/4                 | 14.58                           | 15.18 | 19.90 | 15.62                       | 16.49 | 22.04 |
| 9/16            | 13/16            | 1/4                 | —                               | 17.74 | 23.64 | —                           | 19.33 | 25.79 |
| 5/8             | 7/8              | 1/4                 | —                               | 21.16 | 27.70 | —                           | 22.60 | 30.57 |
| 3/4             | 1"               | 1/4                 | —                               | 28.81 | 37.97 | —                           | 31.19 | 41.84 |

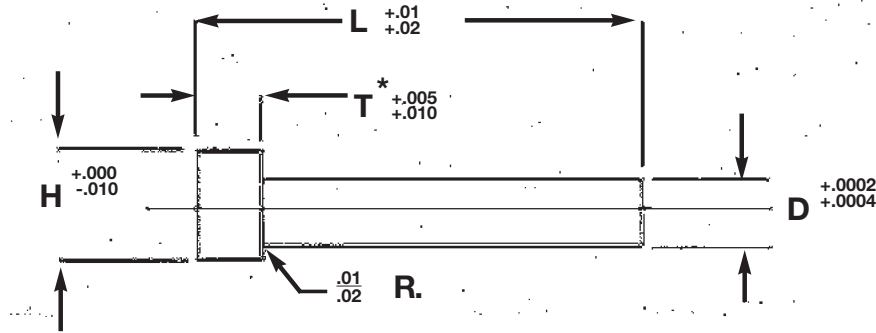


- Standard Hardness R/C 30 - 35
- High Hardness R/C 50 - 54
- Air Hardening Hot Work Die Steel
- Precision Ground After Heat Treating
- Heads Forged and Annealed

## WILLIAM T. HUTCHINSON CO.

TOLL FREE 1-800-544-7934 • 453 LEHIGH AVENUE • UNION, NEW JERSEY 07083-7926

# PUNCH BLANKS



\*OPTIONAL T, A-2 AND M-2 ONLY

| Body Diameter<br><b>D</b> | Diameter<br><b>H</b> | <b>T</b> * | L<br>Length<br>1/4" Increments | Price |       |       |           |           |
|---------------------------|----------------------|------------|--------------------------------|-------|-------|-------|-----------|-----------|
|                           |                      |            |                                | A-2   | M-2   | D-2   | PM<br>M-4 | PM<br>10V |
| 1/8                       | 1/4                  | 1/8 (3/16) | 1 1/4 - 3                      | 11.70 | 12.86 | 14.80 | 18.52     | 21.56     |
| 3/16                      | 5/16                 | 1/8 (3/16) | 1 1/4 - 3 1/2                  | 11.84 | 13.84 | 15.59 | 20.41     | 23.71     |
| 1/4                       | 3/8                  | 3/16 (1/8) | 1 1/4 - 3 1/2                  | 12.17 | 14.41 | 16.06 | 21.41     | 26.04     |
| 5/16                      | 7/16                 | 3/16 (1/8) | 1 1/4 - 4                      | 14.13 | 16.79 | 17.28 | 22.66     | 27.80     |
| 3/8                       | 1/2                  | 3/16 (1/8) | 1 1/4 - 4                      | 18.42 | 21.16 | 21.52 | 26.18     | 30.19     |
| 7/16                      | 9/16                 | 3/16       | 1 1/4 - 4                      | 21.04 | 23.55 | 24.28 | 31.55     | 36.87     |
| 1/2                       | 5/8                  | 3/16       | 1 1/4 - 4                      | 22.57 | 26.71 | 27.53 | 33.30     | 41.22     |
| 5/8                       | 3/4                  | 3/16 (1/4) | 1 1/4 - 4                      | 25.65 | 29.24 | 30.94 | 44.27     | 54.32     |
| 3/4                       | 7/8                  | 3/16 (1/4) | 1 1/4 - 4                      | 31.26 | 36.97 | 38.87 | 57.36     | 71.32     |
| 1                         | 1 1/8                | 3/16 (1/4) | 1 1/4 - 4                      | 45.30 | 59.33 | 62.20 | 86.37     | 112.63    |

EXTRA LONG 6" AND 8"

| Body Diameter<br><b>D</b> | Diameter<br><b>H</b> | Head Thickness<br><b>T</b> | Price |        |        |        |
|---------------------------|----------------------|----------------------------|-------|--------|--------|--------|
|                           |                      |                            | 6"    |        | 8"     |        |
|                           |                      |                            | A-2   | M-2    | A-2    | M-2    |
| 1/8                       | 1/4                  | 1/8                        | 20.98 | 25.36  | 27.47  | 31.44  |
| 3/16                      | 5/16                 | 1/8                        | 22.61 | 26.41  | 27.77  | 33.05  |
| 1/4                       | 3/8                  | 3/16                       | 24.08 | 27.80  | 28.97  | 34.62  |
| 5/16                      | 7/16                 | 3/16                       | 29.21 | 33.69  | 35.50  | 42.74  |
| 3/8                       | 1/2                  | 3/16                       | 31.40 | 40.35  | 41.67  | 49.43  |
| 7/16                      | 9/16                 | 3/16                       | 34.81 | 43.25  | 45.72  | 55.19  |
| 1/2                       | 5/8                  | 3/16                       | 36.39 | 44.70  | 46.73  | 59.88  |
| 5/8                       | 3/4                  | 3/16                       | 38.56 | 52.36  | 59.84  | 75.61  |
| 3/4                       | 7/8                  | 3/16                       | 50.60 | 64.88  | 71.01  | 86.91  |
| 1"                        | 1 1/8                | 3/16                       | 79.21 | 103.77 | 108.11 | 138.04 |

**EXTRA LENGTH 10" & 12"  
AVAILABLE ON REQUEST**

M-2 R/C 60-62      D-2 R/C 61-63  
 A-2 R/C 60-62      PM-M4 R/C 61-63  
 PM-10V R/C 61-63

## WILLIAM T. HUTCHINSON CO.

TOLL FREE 1-800-544-7934 • (908) 688-0533 • FAX (908) 688-8296 • ESTABLISHED 1927